



ECONOMIC INDICATORS DASHBOARD

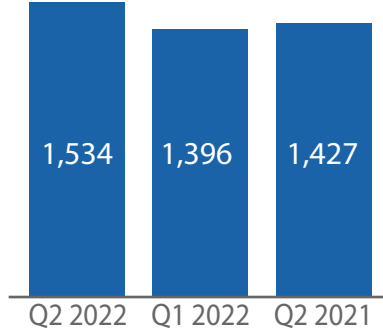
The Latest Data Available by Calendar Year, as of August 2022

NEW BUSINESS LICENSES

Q2 2022 | 176
Q1 2022 | 209
Q2 2021 | 156

Source: City of Concord Finance Department


BUILDING PERMITS ISSUED



Valuation of Q2 2022 Permits Issued | \$53.5M

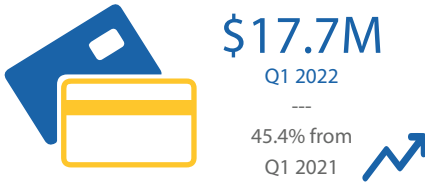
Source: City of Concord Community Development Department

TYPICAL HOME VALUE (All homes)



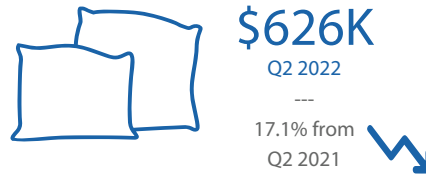
Source: Zillow Home Value Index

SALES TAX REVENUE (Inc. Measure Q/V)



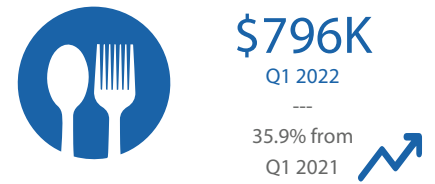
Source: HdL Companies

TRANSIENT OCCUPANCY TAX REVENUE




Source: City of Concord Finance Department

RESTAURANTS AND HOTELS SALES TAX REVENUE (Exc. Measure Q/V)



Source: HdL Companies

TOP SALES TAX REVENUE GENERATORS BY MAJOR INDUSTRY



Percentage of Total Q1, 2022 Sales Tax Revenue
Source: HdL Companies

WEBSITE ANALYTICS CONCORDFIRST.COM (Q2 2022 | Change since Q1 2022)



Source: Google Analytics

CURRENT VACANCY & LEASE RATES (As of Quarter 2, 2022 | Change since Quarter 2, 2021)



Source: CoStar