



ECONOMIC INDICATORS DASHBOARD

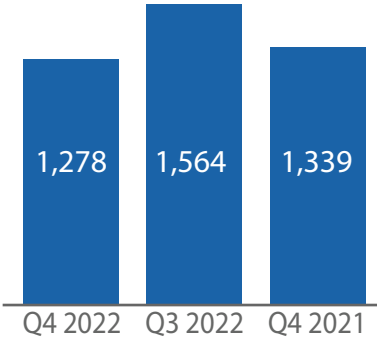
The Latest Data Available by Calendar Year, as of March 2023

NEW BUSINESS LICENSES

Q4 2022 | 141
Q3 2022 | 171
Q4 2021 | 165

Source: City of Concord Finance Department

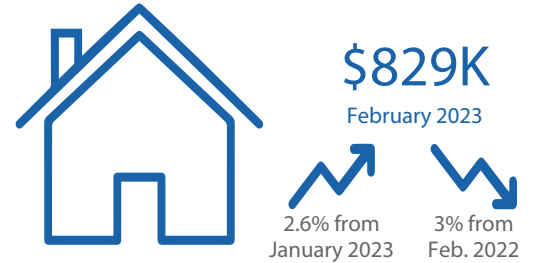
BUILDING PERMITS ISSUED



Valuation of Q4 2022 Permits Issued | \$55.3M

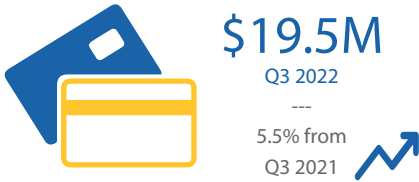
Source: City of Concord Community Development Department

MEDIAN HOME SALES PRICE (Single-Family Detached)



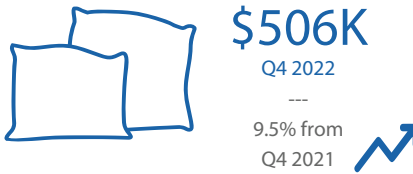
Source: Contra Costa Association of Realtors

SALES TAX REVENUE (Inc. Measure V)



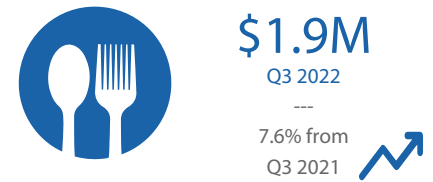
Source: HdL Companies

TRANSIENT OCCUPANCY TAX REVENUE




Source: City of Concord Finance Department

RESTAURANTS AND HOTELS SALES TAX REVENUE (Inc. Measure V)



Source: HdL Companies

TOP SALES TAX REVENUE GENERATORS BY MAJOR INDUSTRY



Percentage of Total Q3, 2022 Sales Tax Revenue
Source: HdL Companies

WEBSITE ANALYTICS CONCORDFIRST.COM (Q4 2022 | Change since Q3 2022)

Total Sessions
6439 | 234.5% ↗

Bounce Rate
(Single-Page Visits)
67.2% | 15.2% ↘

Pages per visit
1.35 | 11.2% ↘

Top 3 Pages
> /local-business/covid-19-resources/arpa-reimbursement-grant
> /homepage
> /local-business/life-sciences

Source: Google Analytics

CURRENT VACANCY & LEASE RATES (As of Quarter 4, 2022 | Change since Quarter 4, 2021)



Source: CoStar