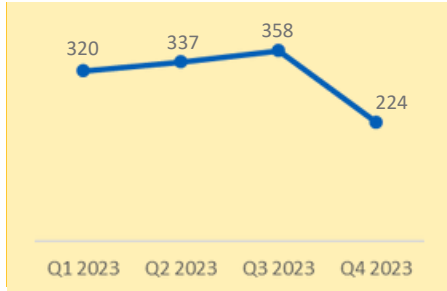




# City of Concord ECONOMIC INDICATORS DASHBOARD

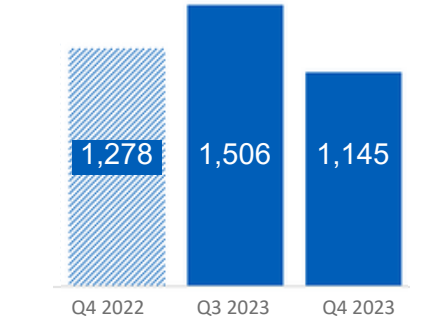
The latest data available by Calendar Year, as of December 2023

## NEW BUSINESS LICENSES



Source: City of Concord Finance Department

## BUILDING PERMITS ISSUED



Valuation of Q4 2023 Permits Issued | \$24.9M

Source: City of Concord Community Development Department

## MEDIAN HOME SALES PRICE (Single-Family Detached)



### \$815K

December 2023



Source: Contra Costa Association of Realtors

## SALES TAX REVENUE (Inc. Measure V)



### \$19.3M

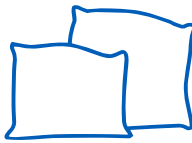
Q3 2023

0.8% from Q3 2022



Source: HdL Companies

## TRANSIENT OCCUPANCY TAX REVENUE



### \$642K

Q3 2023

3.0% from Q3 2022



Source: City of Concord Finance Department

## RESTAURANTS AND HOTELS SALES TAX REVENUE (Inc. Measure V)



### \$2.1M

Q3 2023

5.4% from Q3 2022



Source: HdL Companies

## TOP SALES TAX REVENUE GENERATORS BY MAJOR INDUSTRY



General Consumer Goods  
21.2%



Autos and Transportation  
19.4%



Building and Construction  
15.1%



State and County Pools  
11.1%



Business and Industry  
11.7%

Percentage of Total Q3, 2023 Sales Tax including Measure V Revenue Source: HdL Companies

## SOCIAL MEDIA FOLLOWERS (As of January 2024)



8,059



14,139



3,039



4,330

Source: Instagram, Facebook, LinkedIn, X

## CURRENT VACANCY & LEASE RATES (As of Q4 2023)



Office Vacancy  
25.7%  
Office Lease Rate  
\$2.52



Industrial Vacancy  
1.6%  
Industrial Lease Rate  
\$1.63



Retail Vacancy  
4.0%  
Retail Lease Rate  
\$2.66

Source: CoStar

## TOP PAGES VISITED CONCORDFIRST.COM (As of Q4 2023)

Homepage

Shop Concord

Work Perks

Source: Google Analytics