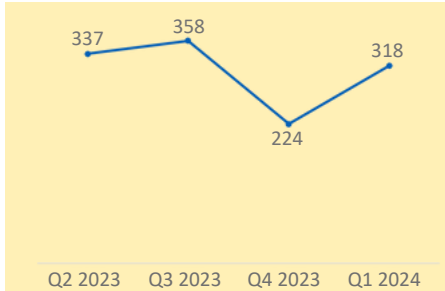




# City of Concord ECONOMIC INDICATORS DASHBOARD

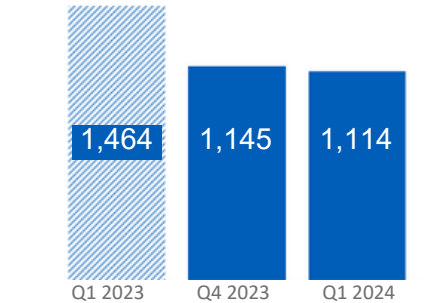
The latest data available by Calendar Year, as of April 2024

## NEW BUSINESS LICENSES



Source: City of Concord Finance Department

## BUILDING PERMITS ISSUED



Valuation of Q1 2024 Permits Issued | \$33.9M

Source: City of Concord Community Development Department

## MEDIAN HOME SALES PRICE (Single-Family Detached)



### \$790K

April 2024



8.8% from April 2023

Source: Contra Costa Association of Realtors

## SALES TAX REVENUE (Inc. Measure V)



### \$19.8M

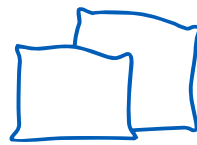
Q4 2023

3.0% from Q4 2022



Source: HdL Companies

## TRANSIENT OCCUPANCY TAX REVENUE



### \$563K

Q4 2023

11.3% from Q4 2022



Source: City of Concord Finance Department

## RESTAURANTS AND HOTELS SALES TAX REVENUE (Inc. Measure V)



### \$1.9M

Q4 2023

6.0% from Q4 2022

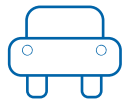


Source: HdL Companies

## TOP SALES TAX REVENUE GENERATORS BY MAJOR INDUSTRY



General Consumer Goods  
27.0%



Autos and Transportation  
17.8%



Building and Construction  
12.8%



State and County Pools  
11.4%



Business and Industry  
10.4%

Percentage of Total Q4, 2023 Sales Tax including Measure V Revenue Source: HdL Companies

## SOCIAL MEDIA FOLLOWERS (As of March 2024)



14,305



8,166



3,128



4,378

Source: Facebook, Instagram, LinkedIn, X

## CURRENT VACANCY & LEASE RATES (As of Q1 2024)



Office Vacancy  
24.5%  
Office Lease Rate  
\$2.50



Industrial Vacancy  
1.8%  
Industrial Lease Rate  
\$1.64



Retail Vacancy  
4.2%  
Retail Lease Rate  
\$2.66

Source: CoStar

## TOP PAGES VISITED CONCORDFIRST.COM (As of Q4 2023)

Homepage

Shop Concord

Work Perks

Source: Google Analytics