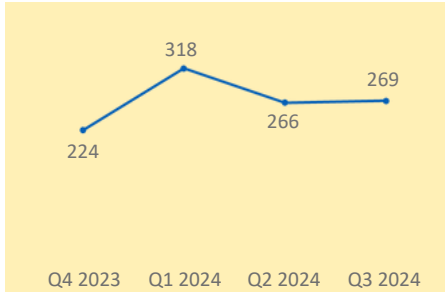




City of Concord ECONOMIC INDICATORS DASHBOARD

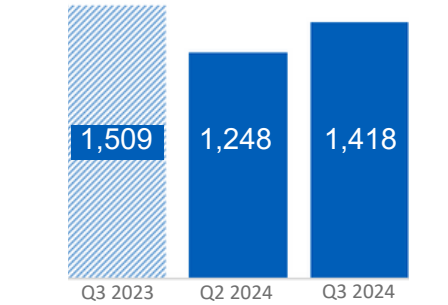
The latest data available by Calendar Year, as of September 2024

NEW BUSINESS LICENSES



Source: City of Concord Finance Department

BUILDING PERMITS ISSUED



Valuation of Q3 2024 Permits Issued | \$53.3M

Source: City of Concord Community Development Department

MEDIAN HOME SALES PRICE (Single-Family Detached)



\$817K

September 2024



2.7% from
September 2023

Source: HdL Companies

SALES TAX REVENUE (Inc. Measure V)



\$18.6M

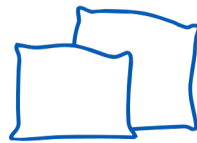
Q2 2024

3.8% from
Q2 2023



Source: HdL Companies

TRANSIENT OCCUPANCY TAX REVENUE



\$690K

Q3 2024

7.5% from
Q3 2023



Source: City of Concord Finance Department

RESTAURANTS AND HOTELS SALES TAX REVENUE (Inc. Measure V)



\$2.1M

Q2 2024

0.5% from
Q2 2023

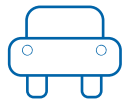


Source: HdL Companies

TOP SALES TAX REVENUE GENERATORS BY MAJOR INDUSTRY



General Consumer Goods
21.9%



Autos and Transportation
19.0%



Building and Construction
14.1%



Business and Industry
11.4%



State and County Pools
11.0%

Percentage of Total Q2, 2024 Sales Tax including Measure V Revenue Source: HdL Companies

SOCIAL MEDIA FOLLOWERS (As of September 2024)



15,040



8,891



3,374



4,499

Source: Facebook, Instagram, LinkedIn, X

CURRENT VACANCY & LEASE RATES (As of Q3 2024)



Office Vacancy
26.3%
Office Lease Rate
\$2.54



Industrial Vacancy
1.7%
Industrial Lease Rate
\$1.68



Retail Vacancy
5.0%
Retail Lease Rate
\$2.68

Source: CoStar

TOP PAGES VISITED CONCORDFIRST.COM (As of Q3 2024)

Homepage

Shop Concord

News & Events

Source: Google Analytics