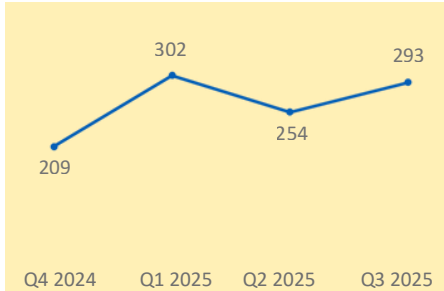




# City of Concord ECONOMIC INDICATORS DASHBOARD

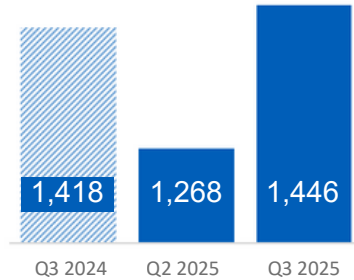
The latest data available by Calendar Year, as of November 2025

## NEW BUSINESS LICENSES



Source: City of Concord Finance Department

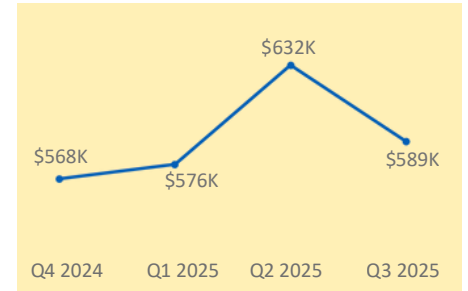
## BUILDING PERMITS ISSUED



Valuation of Q3 2025 Permits Issued | \$50.5M

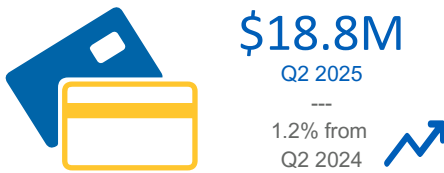
Source: City of Concord Community Development Department

## TRANSIENT OCCUPANCY TAX REVENUE



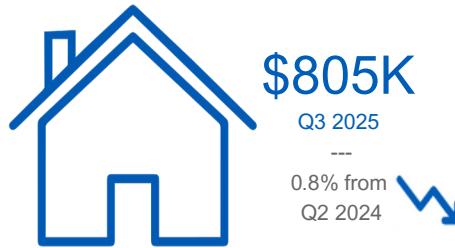
Source: City of Concord Finance Department

## SALES TAX REVENUE (Inc. Measure V)



Source: HdL Companies

## MEDIAN HOME SALES PRICE (Single-Family Detached)




Source: HdL Companies

## RESTAURANTS AND HOTELS SALES TAX REVENUE (Inc. Measure V)



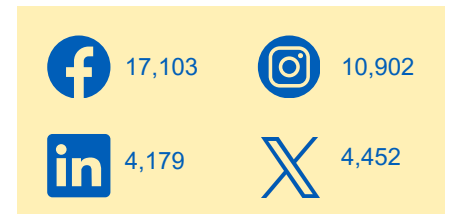
Source: HdL Companies

## TOP SALES TAX REVENUE GENERATORS BY MAJOR INDUSTRY



Percentage of Total Q2, 2025 Sales Tax including Measure V Revenue Source: HdL Companies

## SOCIAL MEDIA FOLLOWERS (As of November 2025)



Source: Facebook, Instagram, LinkedIn, X

## CURRENT VACANCY & LEASE RATES (As of Q3 2025)



Source: CoStar

## TOP PAGES VISITED CONCORDFIRST.COM (As of Q2 2025)

Employers in Concord  
Local Business  
News & Events

Source: Google Analytics