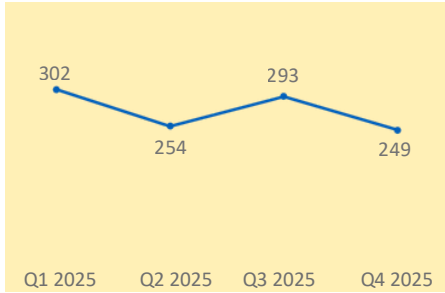




# City of Concord ECONOMIC INDICATORS DASHBOARD

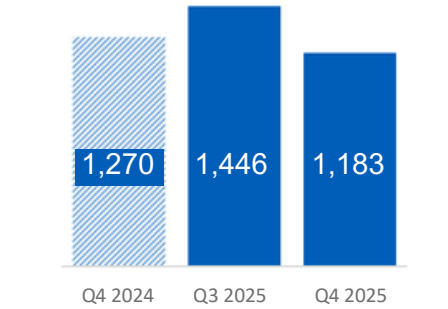
The latest data available by Calendar Year, as of January 2026

## NEW BUSINESS LICENSES



Source: City of Concord Finance Department


## BUILDING PERMITS ISSUED



Valuation of Q4 2025 Permits Issued | \$50.0M

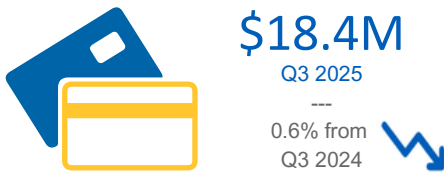
Source: City of Concord Community Development Department

## MEDIAN HOME SALES PRICE (Single-Family Detached)



Source: HdL Companies

## SALES TAX REVENUE (Inc. Measure V)



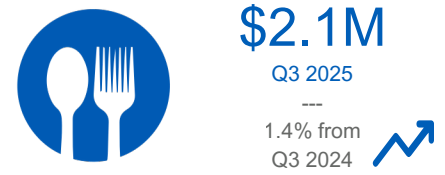
Source: HdL Companies

## TRANSIENT OCCUPANCY TAX REVENUE




Source: City of Concord Finance Department

## RESTAURANTS AND HOTELS SALES TAX REVENUE (Inc. Measure V)




Source: HdL Companies

## TOP SALES TAX REVENUE GENERATORS BY MAJOR INDUSTRY



Percentage of Total Q3, 2025 Sales Tax including Measure V Revenue Source: HdL Companies

## SOCIAL MEDIA FOLLOWERS (As of January 2026)



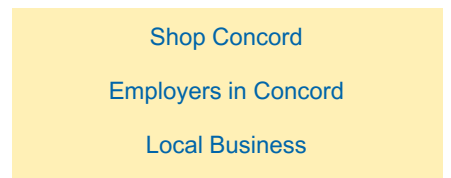
Source: Facebook, Instagram, LinkedIn, X

## CURRENT VACANCY & LEASE RATES (As of Q4 2025)



Source: CoStar

## TOP PAGES VISITED CONCORDFIRST.COM (As of Q4 2025)



Source: Google Analytics